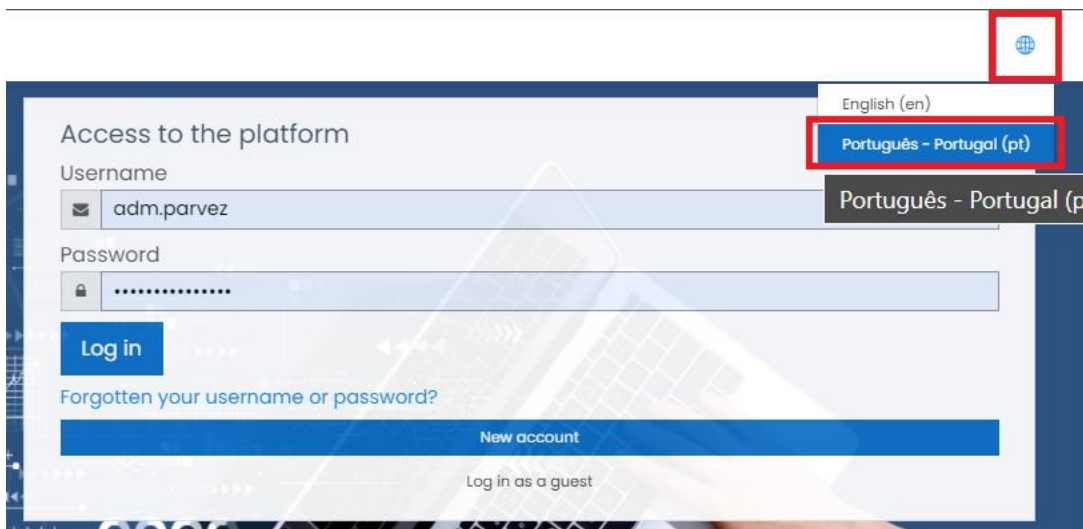


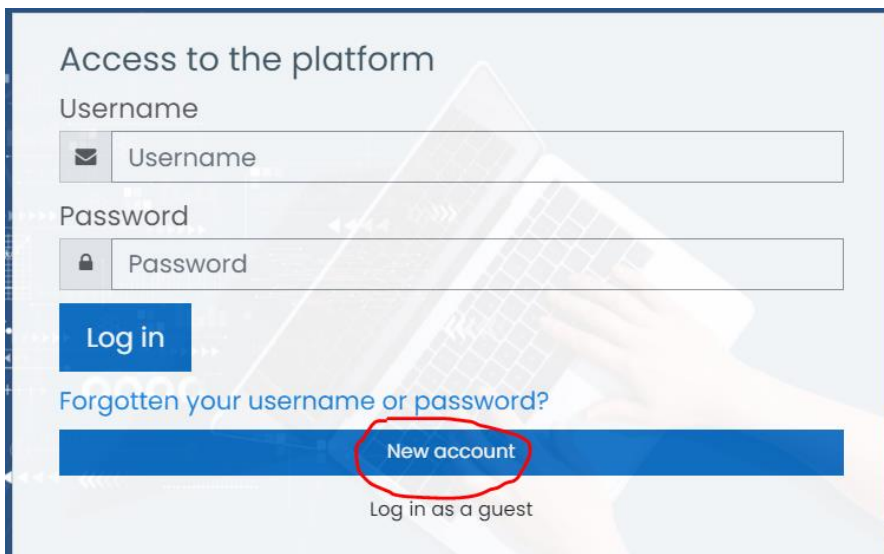
UNCTAD LMS: REGISTRATION

- 1) Access the eLearning system at <https://elearning.unctad.org/>
- 2) Change your language preference from the top right corner(if applicable)



The screenshot shows the 'Access to the platform' login page. In the top right corner, a globe icon is highlighted with a red box. Below it, a language selection dropdown menu is open, showing 'English (en)' and 'Português - Portugal (pt)'. The 'Português - Portugal (pt)' option is highlighted with a red box. The main form contains fields for 'Username' (with the value 'adm.parvez') and 'Password' (with masked characters). Below the password field is a blue 'Log in' button. Underneath the 'Log in' button are links for 'Forgotten your username or password?' and 'New account'. At the bottom of the form is a link for 'Log in as a guest'.

- 3) Click on "New account"



The screenshot shows the 'Access to the platform' registration page. It features fields for 'Username' and 'Password'. Below the password field is a blue 'Log in' button. Underneath the 'Log in' button are links for 'Forgotten your username or password?' and 'New account'. The 'New account' link is circled in red. At the bottom of the form is a link for 'Log in as a guest'.

- 4) Complete the form with your details and click the box "I'm not a robot" to solve the captcha and then click on "Create my new account"

Gênero (mulher / homem) ⓘ Choose...

Security question ⓘ I'm not a robot reCAPTCHA Privacy - Terms

Create my new account Cancel

There are required fields in this form marked ⓘ .

- 5) The following information should appear, indicating to check the email inbox to complete the registration.

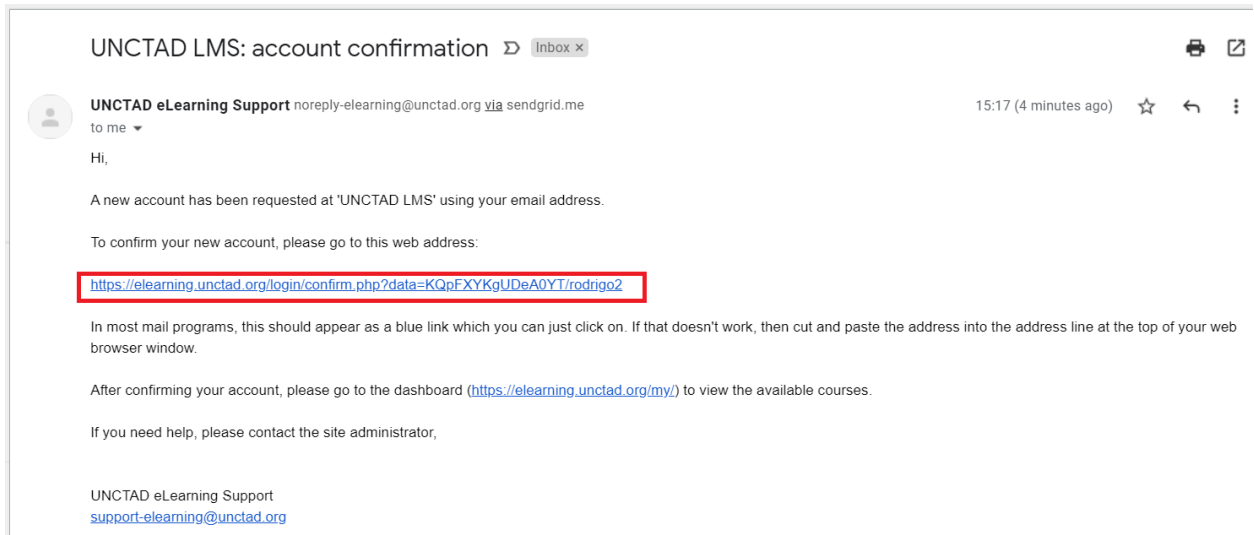
An email should have been sent to your address at [redacted]@gmail.com, please check your spam folder.

It contains easy instructions to complete your registration.

If you continue to have difficulty, contact the site administrator.

Continue

- 6) Check your email and open the email sent by the system (look into the spam folder if it does not appear within few minutes into your inbox) and click on the unique confirmation link:



- 7) A confirmation message should appear in the screen:

Thanks, Rodrigo2 H
Your registration has been confirmed

Continue

- 8) Click on "Continue", and the dashboard page will be present.
- 9) Click on "Site home" to see the available courses to be able to select the desired one.

